

Calf Crag

Calf Crag

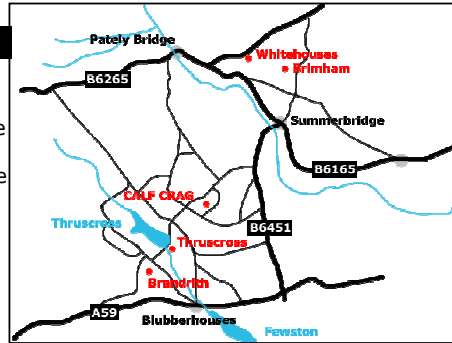
- 9 problems
- Grades from V0- to V7+
- Approach: 2 minutes walk

Introduction

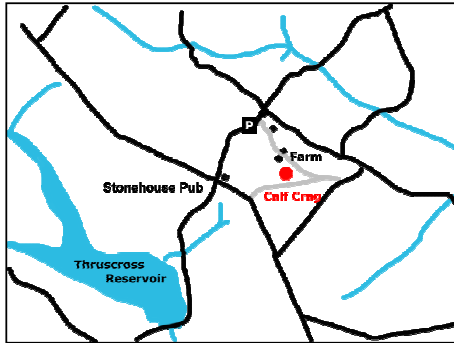
Calf Crag consists of two large boulders in the middle of nowhere near Thruscross reservoir in North Yorkshire. It justifies its existence with a superb and suprisingly easy roof problem, along with half a dozen harder, but less impressive, problems. The rock is still very dirty despite being cleaned - bring a brush.

Access and Directions

From Blubberhouses on the A59 between Harrogate and Skipton, head towards Thruscross reservoir. Go past the reservoir car park, over the dam, and continue up the hill to the Stonehouse crossroads. Go straight ahead, and park by a gate just past the first right-hand bend.




A few yards beyond the parking area a gravel track leads off to the right. Follow this and continue along the narrow footpath at its end into a wild field - the rocks are obvious up on the right. About five minutes walk.



The Roof Boulder

The main feature of the left-hand boulder is a huge projecting roof. The back of the boulder is long and low, and has potential for several hard sit-start problems.

- 1 **V4 Cookie Monster.** The classic of the crag, climbing the roof on big holds to a slopy finish.
- 2 **V? Project.** Climb the roof right of Cookie Monster via a huge hold to a slopy finish.




- 3 **V? Project.** On the left side of the back of the boulder, a sit start past a poor sloper.

The Slopy Boulder

The main feature of this boulder is a long wall with a sloping top. There are plenty of hard problems featuring slopy mantels and poor rock.

- 1 **V1 Bald Eagle** The obvious nose on the front face of the boulder.



- 2 **V? Project.** Climb the front of the boulder on slopers.
- 3 **V? Project.** Start using the big undercut and a nipple over the top, and go straight up.
- 4 **V? Project.** Start in the centre of the long wall at a pathetic crimp.
- 5 **V? Project.** Somehow reach the huge dish at the top of the boulder from the break, without the right arete.

- 6 **V6** A low level traverse along the break from left to right. Nice climbing.

Feedback

- If you find this guide useful please post your comments & grade votes on the Calf Crag pages on yorkshiregrit.com.
- If you know of any worthwhile problems not recorded here, please tell us about them! E-mail feedback@yorkshiregrit.com or fill in the form on the contact page on the website (www.yorkshiregrit.com/contact.jsp).