


EAVES CRAG

Grid Ref: 149404


This small solid quarry provides excellent bouldering, mainly on steep walls. The landings are brilliant, being uneroded soft, flat grass. It is right by the road opposite north Baildon reservoirs, and although orientated north, the holds are mainly clean. Although unmentioned in the new guide, 'climbers' have been here in the past, as the Widdop-style chipped holds testify. This guide merely seeks to list the problems that form part of the potential of this long-neglected outcrop.

ACCESS NOTE

The inclusion of these routes here does not suggest that access is allowed. In fact, access is uncertain, being on the edge of a golf course. One of the ranges goes across the top of crag. We have encountered no problems during our many evening sessions here, but this could change if climbers are careless. Climbers must decide for themselves, but our recommendation is to visit when the golfers aren't playing: unusual, but it does happen! Keep a low profile, keep noise low and litter absent, and visit with discretion




Chippy Slab 4c Mentor 4b



Reservoir Rabbit 5b* Grabbit 5b*

The slab to the right is chipped and has two routes, **Rocky 4c** on the left and **Edge 4b** on the right. Various other problems are lurking around, but the highest wall is War Wall...



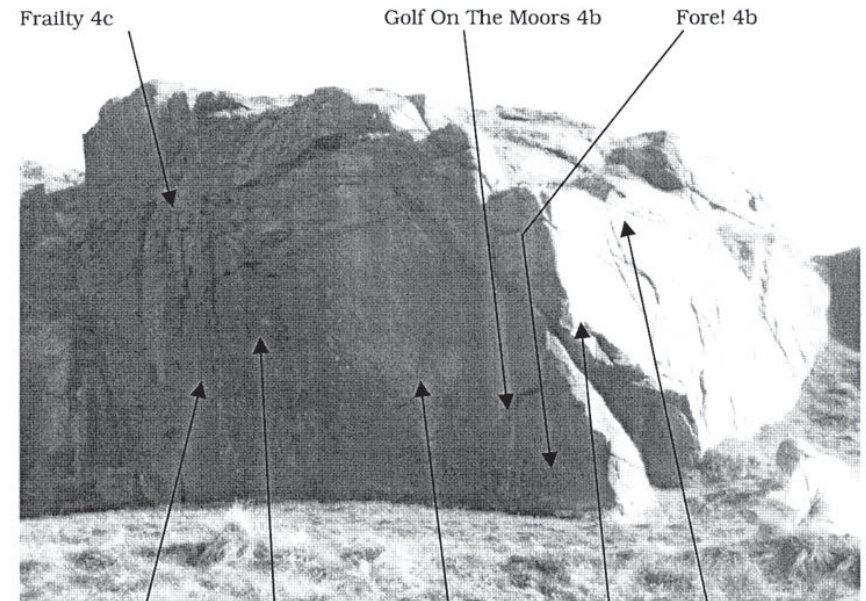
The steep wall provides three unled routes,. All are 6a+, starting from the central groove

Matapan the central line looks tough!

Scharnhorst trend left on sharp holds and then slopers

Graf Spee trend right and use the shallow hold in the wall above

The wall nearest to the road gives the best problems



Frailty 4c Golf On The Moors 4b Fore! 4b
Pony Tail 5b Shelfish 5a* Australia Wall 5a* Too Close Angel