



Piper's Crag, Ilkley Moor



Champions Once Moor E2 6a / V4 (Photo by Rachel Hunt)



Character: A good selection of problems and micro-routes on a popular Ilkley Moor footpath.

Aspect: North facing. Mostly out of the wind as it is set down from the footpath.

Approach: Start as for Swastika Stones / High Crag. Continue along the footpath (the Millennium Way) until the crag can be seen jutting out of the hillside just below the path. If you reach a silver gate you've gone too far.

The East Face

1) The arête on either side **V0-**.

2) The wall just right **V0**.

3) **Bring-a-Brush V1** Easy until the flat top is reached.

4) Between the green streaks **V1 5c**.

5) **Pinch V3** Attach yourself to the headwall (a high small hold and a low undercut) and slap the shelf. Hold it together for the top.

6) **Lunge V1** The wall without the arête. A long move for the top.


7) **Piper's Arête V0** The arête on its left side.



8) **Easy Traverse V0-** R-L from arête to arête. Not on topo.

The West Face *Here the bouldering blends into soloing territory...*

9) **The Amphibian / Bogey Arête 5m HVS 5b P1 / V1** Direct with a tricky move to get established on the nose; short and safe if cams are used.

10) **Church Parade V1** Traverse the obvious break to finish as for Piper's Arête.





Shepherd's Refuge

The undercut boulder behind the main crag. Come on a showery day for the full experience.

15) Popper V2 SD Get established on the face and pop for the top. Short but satisfying.

16) No Harder V2 Make the easy traverse along the back of the cave, assume the position and repeat Popper.

Project The monster roof.

11) Champions Once Moor E2 6a P2 / V4 7m Link the slopers up the centre of the wall. High but the landing is decent.

12) The Amphibian Sleeps V2 5c Trending rightwards from the big sloper.

The next two problems are also high and the landings are difficult to pad fully.

13) The Legion 6m E2 5c P1 A direct line past the overlap to the left hand dish. Using the central small flat hold to gain the next break is the crux.

14) Gallant Men 5m E1 5b P2 Pull up from the "eyes" to the same flat hold. Finish via the right dish. Nasty landing.

Thanks to Malcolm Townsley for his amendments. If you have details of earlier ascents or comments about the grades please get in touch; likewise if I've mis-named the crag.

John Hunt, 2007.