

WHITE WELLS PINNACLE




Photo: Tara Hunt

Situation

A nice little boulder near the popular White Wells bathhouse and tearoom on Ilkley Moor.



Approach from White Wells or from the tarmac track to Ilkley Tarn, taking the last path onto the moor before the Tarn.

Ideal for family walks; you can even get an all-terrain buggy up there. Also there is some good easier stuff for kids nearby.

The problems are described from right to left.

The first four finish up the fine arête shown in the picture:

- 1) **Flags V1** Step off the boulder and delicately cross the slab.
- 2) **Darwin V1** Pull directly onto the slab, follow the fine arête to the top.
- 3) **Dong V3 SD** Climb the arête from sitting. Hang the lip, heel hook and use a variety of other manoeuvres. The lower block is out of bounds.
- 4) **Jimi's Groove V1** Climb the arête's groove from a standing start.



- 5) **Arête V1** Climb the rear arête to the jugs on the top.
 - 6) **Guitar-Gurn V2 SD** From a low start slap up the back wall. The right arête is allowed.
 - 7) **Left Edge V0**– The very easy final arête.
- Descend by the polished chips over the back.

Get in touch if you have any historical amendments.
John Hunt, 2007.

